

Compound microscopes KERN OBN-13 · 15



OBN-13



OBN-15



OBN-15: Mounted phase contrast condenser



Quintuple PH universal rotary condenser with 10×/20×/40×/100× Infinity PH-Plan objectives (complete set, for OBN-15 included)

PROFESSIONAL LINE

Professionalism and versatility united in one microscope – with Koehler illumination for demanding applications

Features

- The OBN series stands out because of its unbeatable and consistently high quality and its ergonomic design. The range of modular components means that the OBN series can be individually customised for the professional user
- Depending on the application, there is a choice of models with strong, continuously dimmable 3 W LED or 20 W halogen transmitted illumination (Philips)
- In addition the microscope is available as a pre-configured phase contrast microscope, which, through the combination of a professional quintuple condenser wheel, phase contrast condenser and Infinity Plan phase contrast objectives makes it a high-quality, fully-equipped microscope for all applications related to contrast procedures
- This series has a professional Koehler illumination unit with an adjustable field diaphragm as well as a height-adjustable 1,25 Abbe condenser which can be centred and which has an adjustable aperture diaphragm
- The extremely large mechanical stage with ergonomic, coaxial coarse and fine focusing knob on both sides enables you to adjust and focus your sample rapidly and accurately
- A wide variety of modular systems, such as, for example, a swing-out condenser, various eyepieces, objectives, colour filters, phase contrast units, a darkfield condenser, a simple polarising unit, Butterfly tube, through to complete fluorescence units are available to you as accessories
- The centring eyepiece for adjusting the phase contrast (OBN-15), a protective dust cover, eye cups as well as multi-lingual User instructions are included with the delivery
- A C-mount adapter is required to connect a camera. You can select this adapter from the following model outfit list
- Please find detailed information in the following model outfit list

Scope of application

- Haematology, urology, gynaecology, dermatology, pathology, microbiology and parasitology, immunology, Sewage treatment plants, Oncology, entomology, vets, water analysis and breweries

Applications/Samples

- Translucent, thin, low-contrast, challenging samples (e.g. living mammal cells, bacteria, tissue)

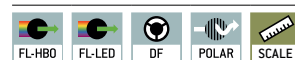
Technical data

- Infinity optical system
- Quintuple nosepiece
- Siedentopf 30° inclined/360° rotatable
- Diopter adjustment: Both-sided
- Overall dimensions W×D×H 390×200×400 mm
- Net weight approx. 9 kg

STANDARD



OPTION



Model

Standard configuration































KERN	Tube	Eyepiece	Objective quality	Objectives	Illumination
OBN 132	Trinocular	HWF 10×/ø 20 mm	Infinity Plan	4×/10×/20×/	20 W Halogen (transmitted)
OBN 135	Trinocular	HWF 10×/ø 20 mm	Infinity Plan	40×/100×	3 W LED (transmitted)
OBN 158	Trinocular	HWF 10×/ø 20 mm	Infinity Plan	4×/PH10×/PH20×/	20 W Halogen (transmitted)
OBN 159	Trinocular	HWF 10×/ø 20 mm	Infinity Plan	PH40×/PH100×	3 W LED (transmitted)

Compound microscopes KERN OBN-13 · 15

Model outfit		Model KERN				Order number
		OBN 132	OBN 135	OBN 158	OBN 159	
Eyepieces (23,2 mm)	HWF 10×/∅ 20 mm	✓✓	✓✓	✓✓	✓✓	OBB-A1404
	WF 16×/∅ 13 mm	○ ○	○ ○	○ ○	○ ○	OBB-A1354
Infinity Plan achromatic objectives	4×/0,10 W.D. 12,1 mm	✓	✓	✓	✓	OBB-A1263
	10×/0,25 W.D. 4,64 mm	✓	✓	○	○	OBB-A1243
	20×/0,40 (spring-loaded) W.D. 2,41 mm	✓	✓	○	○	OBB-A1250
	40×/0,66 (spring-loaded) W.D. 0,65 mm	✓	✓	○	○	OBB-A1257
	100×/1,25 (oil) (spring-loaded) W.D. 0,19 mm	✓	✓	○	○	OBB-A1240
	2,5×/0,07 W.D. 8,47 mm	○	○	○	○	OBB-A1247
	Plan 60×/0,80 (spring-loaded) W.D. 0,33 mm	○	○	○	○	OBB-A1270
	Plan 100×/1,15 (water) (spring-loaded) W.D. 0,18 mm	○	○	○	○	OBB-A1437
Trinocular tube	<ul style="list-style-type: none"> • Butterfly 30° inclined/360° rotatable • Interpupillary distance 50 – 75 mm • Light distribution 100:0 • Diopter adjustment: Both-sided 	✓	✓	✓	✓	
Mechanical stage	<ul style="list-style-type: none"> • Stage size W×D 175×145 mm • Travel 78×55 mm • Coaxial coarse and fine focusing knobs • Two slide holder 	✓	✓	✓	✓	
Condenser	Abbe N.A. 1,25 center-adjustable (aperture diaphragm)	✓	✓	○	○	OBB-A1102
	Swing-out condenser N.A. 0,9/0,13 center-adjustable (aperture diaphragm)	○	○	○	○	OBB-A1104
Darkfield condenser	N.A. 0,85 – 0,91 (dry, paraboloid)	○	○	○	○	OBB-A1421
	N.A. 1,3 (oil, cardioid)	○	○	○	○	OBB-A1538
Koehler illumination	20 W Halogen spare bulb (transmitted)	✓		✓		OBB-A1643
	3 W LED illumination system (transmitted) (non-rechargeable)		✓		✓	
Polarising unit	Analyser/Polariser	○	○	○	○	OBB-A1283
Phase contrast units	Quintuple hole turret with 10×/20×/40×/100× Infinity-PH-Plan objectives (complete set)	○	○	✓	✓	OBB-A1237
	Single unit with ∞ PH-Plan objective 10×	○	○			OBB-A1214
	Single unit with ∞ PH-Plan objective 20×	○	○			OBB-A1216
	Single unit with ∞ PH-Plan objective 40×	○	○			OBB-A1218
	Single unit with ∞ PH-Plan objective 100×	○	○			OBB-A1212
	Centering eyepiece	○	○	✓	✓	
When several magnification levels are required, please contact us						
C-Mount	1×	○	○	○	○	OBB-A1140
	0,57× (focus adjustable)	○	○	○	○	OBB-A1136
Fluorescence unit	100 W HBO Epi Fluorescence unit 6-filter disc (UV/V/B/G) including centering objective	○	○	○	○	OBB-A1155
	100 W HBO Epi Fluorescence unit, two-hole slide (B/G) including centering objective	○	○	○	○	OBB-A1153
	3 W LED Epi Fluorescence unit (B/G) including centering objective	○	○	○	○	OBB-A1156
Colour filters for transmitted illumination	Blue	✓		✓	✓	
	Green	○	○	✓	✓	OBB-A1188
	Yellow	○	○	○	○	OBB-A1165
	Grey	○	○	○	○	OBB-A1183

✓ = Included with delivery

○ = Option

- 
360° rotatable microscope head
- 
Monocular Microscope
 For the inspection with one eye
- 
Binocular Microscope
 For the inspection with both eyes
- 
Trinocular Microscope
 For the inspection with both eyes and the additional option for the connection of a camera
- 
Abbe Condenser
 With high numerical aperture for the concentration and the focusing of light
- 
Halogen illumination
 For pictures bright and rich in contrast
- 
LED illumination
 Cold, energy-saving and especially long-life illumination
- 
Incident illumination
 For non-transparent objects
- 
Transmitting illumination
 For transparent objects
- 
Fluorescence illumination
 For stereomicroscopes
- 
Fluorescence illumination for compound microscopes
 With 100 W mercury lamp and filter
- 
Fluorescence illumination for compound microscopes
 With 3 W LED illumination and filter
- 
Phase contrast unit
 For a higher contrast
- 
Darkfield condenser/unit
 For a higher contrast due to indirect illumination
- 
Polarising unit
 To polarise the light
- 
Infinity system
 Infinity corrected optical system
- 
Zoom magnification
 For stereomicroscopes
- 
Auto-focus
 For automatic control of the focus level
- 
Parallel optical system
 For stereomicroscopes, enables fatigue-proof working
- 
Integrated scale
 In the eyepiece
- 
SD card
 For data storage
- 
USB 2.0 digital camera
 For direct transmitting of the picture to a PC
- 
USB 3.0 digital camera
 For direct transmitting of the picture to a PC
- 
WiFi data interface:
 For transmitting of the picture to a mobile display device
- 
HDMI digital camera
 For direct transmitting of the picture to a display device
- 
PC software
 To transfer the measurements from the device to a PC.
- 
Automatic temperature compensation
 For measurements between 10 °C and 30 °C
- 
Protection against dust and water splashes IPxx:
 The type of protection is shown in the pictogram cf. DIN EN 60529:2000-09, IEC 60529:1989+A1:1999+A2:2013
- 
Battery operation
 Ready for battery operation. The battery type is specified for each device.
- 
Battery operation rechargeable
 Prepared for a rechargeable battery operation
- 
Plug-in power supply
 230V/50Hz in standard version for EU. On request GB, AUS or USA version.
- 
Integrated power supply unit
 Integrated in microscope. 230V/50Hz standard EU. More standards e.g. GB, AUS or USA on request.
- 
Package shipment
 The time required to manufacture the product internally is shown in days in the pictogram.

ABBREVIATIONS

- C-Mount** Adapter for the connection of a camera to a trinocular microscope
- FPS** Frames per second
- H(S)WF** High (Super) Wide Field (Eyepiece with high eye point for wearers of glasses)
- LWD** Long Working Distance
- N.A.** Numerical Aperture
- SLR camera** Single-Lens Reflex camera
- SWF** Super Wide Field (Field number at least \varnothing 23 mm for 10 \times eyepiece)
- W.D.** Working Distance
- WF** Wide Field (Field number up to \varnothing 22 mm for 10 \times eyepiece)



WolfLabs

Pricing on any accessories shown can be found by keying the part number into the search box on our website.

The specifications listed in this brochure are subject to change by the manufacturer and therefore cannot be guaranteed to be correct. If there are aspects of the specification that must be guaranteed, please provide these to our sales team so that details can be confirmed.

www.wolflabs.co.uk

Tel : 01759 301142

Fax : 01759 301143

sales@wolflabs.co.uk

Please contact us if this literature doesn't answer all your questions.