

SMALL CENTRIFUGES

EBA 200 | 200 S

TOP PERFORMANCE FOR SMALL LABORATORIES

The EBA 200 and EBA 200 S are practical, compact centrifuges for small sample sizes. The high speed S model can deliver reliable PPP results in 3 minutes or less. Included an 8-place fixed angle rotor to hold standard blood and urine tubes up to 15 ml in capacity.



HIGHLIGHTS

- max. RPM: 200 - 6,000 min⁻¹ | 8,000 min⁻¹
Adjustable in increments of 10
- max. RCF: 3,461 | 6,153
- max. capacity: 8 x 15 ml
- small centrifuge including 8-place angle rotor
- compact design
- IVDR-conform according to regulation (EU) 2017/746
- maximum noise level of ≤ 50 dB(A) | ≤ 55 dB(A)
- impulse key for short cycle mode
- 2 individual acceleration and deceleration stages
- easy operation with keypad

FEATURES


- plastic housing
- metal lid
- viewing port in the lid
- one-hand lid lock
- lid dropping protection
- emergency lid lock release
- light alloy chamber
- brushless drive
- error display
- imbalance monitoring and switch-off
- backlit panel with actual values of all parameters
- 3 adjustable messages after completion of the centrifugation run (audio + visual)

TECHNICAL DATA

	EBA 200	EBA 200 S
voltage ^{*)}	200 – 240 V 1 ~	200 – 240 V 1 ~
frequency	50 – 60 Hz	50 – 60 Hz
consumption	100 VA	160 VA
emission, immunity	EN/IEC 61326-1, class B	EN/IEC 61326-1, class B
max. capacity	8 x 15 ml	8 x 15 ml
max. RPM	6,000 min ⁻¹	8,000 min ⁻¹
max. RCF	3,461	6,153
running time	1 – 99 min, ∞ continuous run, short cycle mode (impulse button)	1 – 99 min, ∞ continuous run, short cycle mode (impulse button)
dimensions (WxDxH)	261 x 353 x 228 mm	261 x 353 x 228 mm
weight	approx. 9 kg	approx. 11 kg
max. noise level	≤ 50 dB (A)	≤ 55 dB (A)
Cat. No.	1800	1802
100 – 127 V 1 ~ / 50–60 Hz	1800-01	1802-01
emission, immunity	FCC class B	FCC class B

^{*)} Other voltages on request.

AVAILABLE ROTORS

ANGLE ROTORS	angle	max. RPM	max. capacity	Cat. No	page
 angle rotor, 8-place	33°	6,000 min ⁻¹ 8,000 min ⁻¹	8 x 15 ml	INCLUSIVE	3

— ANGLE ROTOR, 8-PLACE



Rotor

max. RPM	EBA 200 200 S	6,000 min ⁻¹ 8,000 min ⁻¹
max. RCF		3,461 6,153
max. capacity		8 x 15 ml
run up / run down, braked in sec		17 / 12 37 / 17
angle		33°

Cat. No.	INCLUSIVE
-----------------	------------------

Vessels

capacity in ml	0.5	1.5	2	4	5	6	15	1.1-1.4	2.6-3.4	2.7-3	4.5-5	4.9	7.5-8.2	9-10	15
Ø x L in mm	10.7 x 46	11 x 38	11 x 38	12 x 60	13 x 75	12 x 82	17 x 100	8 x 66	13 x 65	11 x 66	11 x 92	13 x 90	15 x 92	16 x 92	17 x 120
max. RCF ²⁾	EBA 200	2,214	2,173	2,173	2,656	2,697	2,697	3,461	2,697	2,697	2,697	3,461	3,461	3,461	3,461
max. RCF ²⁾	EBA 200 S	3,935	3,864	3,864	5,009	4,794	4,794	6,153	4,794	4,794	4,794	6,153	6,153	6,153	6,153
radius in mm	55	54	54	66	67	67	86	67	67	67	86	86	86	86	86

Cat. No.	Pediatric	microliter tubes	tubes²⁾					blood collection / urine tubes								-
-----------------	------------------	-------------------------	---------------------------	--	--	--	--	---------------------------------------	--	--	--	--	--	--	--	----------



Adapter

boring Ø x L in mm	11 x 35	11 x 35	11 x 35	11.5x67.5	13.5x60	13.5x60	17.7x88	13.5x60	13.5x60	13.5x60	17.7 x 88	17.7 x 88	17.7 x 88	17.7 x 88	17.7x88
vessels per rotor	8	8	8	8	8	8	8	8	8	8	8	8	8	8	4
Cat. No.	1063-8 (8 pcs.)			6305	1054-A	1054-A	-	1054-A	1054-A	1054-A	-	-	-	-	-

Vessels

capacity in ml	10	1.6-5	4-7	8	8.5-10	12
Ø x L in mm	15 x 102	13 x 75	13 x 100	16 x 125	16 x 100	17 x 102
max. RCF ²⁾	EBA 200	3,461	2,697	3,461	3,461	3,461
max. RCF ²⁾	EBA 200 S	6,153	4,794	6,153	6,153	6,153
radius in mm	86	69	86	86	86	86

Cat. No.	blood collection / urine tubes					
-----------------	---------------------------------------	--	--	--	--	--



Adapter

boring Ø x L in mm	17.7 x 88	13.5 x 60	17.7 x 88	17.7 x 88	17.7 x 88	17.7 x 88
vessels per rotor	8	8	8	4	8	8
Cat. No.	-	1059	-	-	-	-

2) Please note that the RCF values indicated refer only to rotor performance. The max. permissible RCF of tubes used should be verified with the individual manufacturers. The max. RCF for glass tubes annotated with footnote 2) is 4,000.

12) For the EBA 200 only! Model EBA 200 S is supplied as standard with an adapter for these tubes.

CERTIFICATIONS / REGISTRATIONS

Product certification:



Product registration:

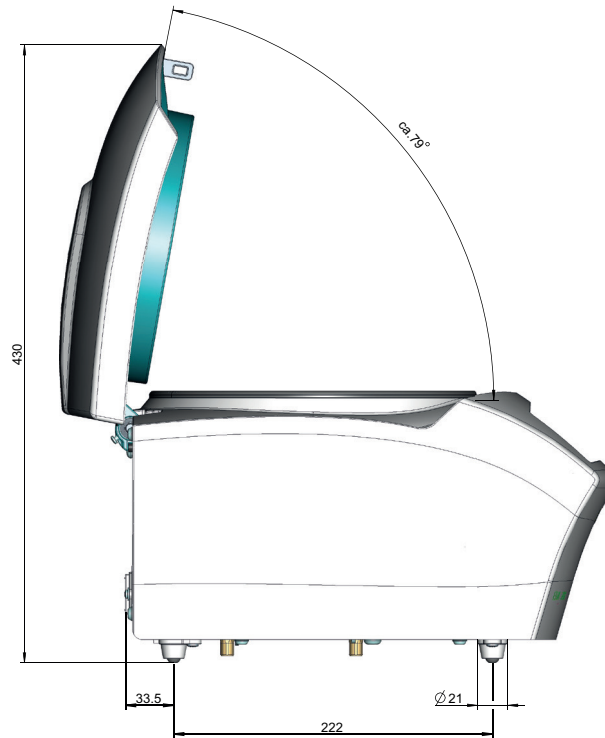
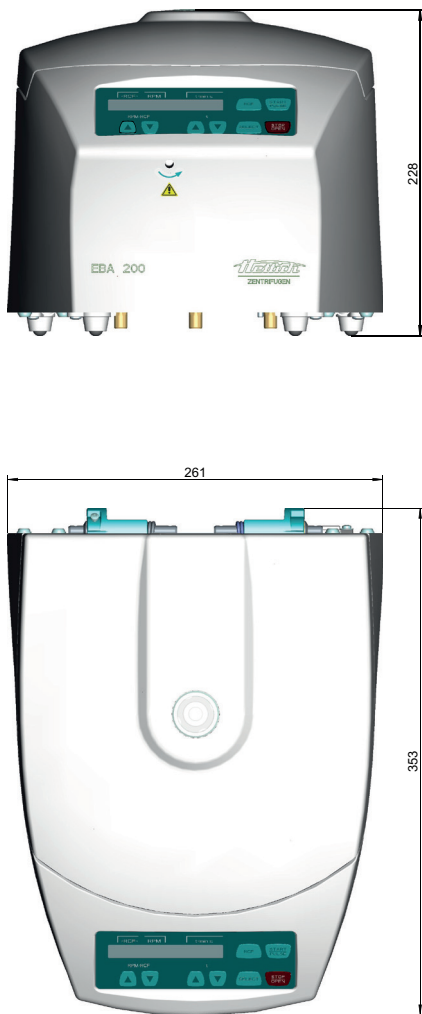


according to regulation (EU) 2017/746

Company certifications:



DIMENSIONS – EBA 200 | 200 S





WolfLabs

Pricing on any accessories shown can be found by keying the part number into the search box on our website.

The specifications listed in this brochure are subject to change by the manufacturer and therefore cannot be guaranteed to be correct. If there are aspects of the specification that must be guaranteed, please provide these to our sales team so that details can be confirmed.

www.wolflabs.co.uk

Tel : 01759 301142

Fax : 01759 301143

sales@wolflabs.co.uk

Please contact us if this literature doesn't answer all your questions.