



HI6421 • HI6421P

Advanced Dissolved Oxygen Benchtop Meters





HANNA

1355/AS 01/01/2023

6.28 mg/L

834.2 mmHg [A]

25.0 °C MTC

99%

Next Calibration Offset: 00% sat

Users

Settings

Back

Home

Menu

This system responds to a complex range of measurement and monitoring requirements, providing accuracy, reproducibility, and reliability.

HI6421 • HI6421P

Advanced Dissolved Oxygen Benchtop Meters

HI6421 and HI6421P are streamlined benchtop meters with a large touch screen display, comprised of a housing and an integrated module designed for fresh and saltwater measurements of dissolved oxygen.

HI6421 includes Hanna's HI7641133 optical dissolved oxygen probe (opdo®) that is based on the principle of fluorescence quenching. An immobilized Pt-based luminophore is excited by the light of a blue LED and emits a red light. As oxygen interacts with the luminophore it reduces the intensity and lifetime of the luminescence. The lifetime of the luminescence is measured by a photodetector and is used to calculate the dissolved oxygen concentration.

The probe is fitted with easy to use Smart Caps (HI764113-1) which lock in place and contain pre-loaded calibration coefficients that are automatically transmitted to the probe. The Smart Cap features an immobilized O₂ sensitive luminophore with rugged insoluble black oxygen permeable protective layer.

Over time, the sensor's optical components can age but are compensated for by using the reference signal to compensate the measuring path. As a result, the sensor provides accurate DO measurements over long periods of time without the need for frequent calibration.

HI6421P includes the HI764833 polarographic probe. Slim and versatile, this probe covers a wide range of dissolved oxygen and has a built-in thermistor temperature sensor that compensates for temperature variations. The slim design allows for convenient measurement in test tubes.

Durable and robust, the probe features a platinum cathode and Ag/AgCl anode assembly. Accurate and with a fast response time, readings are not flow dependent.

The probe is fitted with durable (PTFE), oxygen permeable, screw on membrane caps. Caps are filled with electrolyte and easily installed on the probe.

Concentration measurements are automatically compensated for barometric pressure, temperature, and salinity. Barometric pressure and temperature are automatically measured and compensated. Salinity is automatically compensated by setting manually the salinity concentration of the water being measured.

Pressure compensation is done automatically (built-in barometer) or users have the option to manually enter required value. Pressure is displayed in user-configurable units: mmHg, mbar, kPa, inHg, psi, atm.

User interface

- 7-inch capacitive touch screen with multi-touch support
- Capacitive touch back, home and system menu keys
- User-friendly icons and symbols allow users to easily navigate and interpret the instrument functions.
- The user can select between five different views:
 - Basic measurement configuration
 - Simple GLP with calibration information
 - Full GLP with electrode status and calibration point details
 - Live updated, interactive graph
 - Tabulated data with date, time, and notes

Measurement

- Measure %Sat, mg/L, ppm (DO)
- Application-specific profiles allow quick and direct measurement without the need to update the sensor and system settings
- Active log during measurement
- Measurement stability indicator (using the Stability Criteria setting)
- Reading modes: direct and direct/autohold
- Temperature compensation can be Automatic or set manually
- Audible and/or alarm messages for measurements outside of predefined limits
- Galvanic isolation for measurement

Calibration

- One or two points calibration at 0% and/or 100% saturation
- Single point manual calibration in mg/L or % saturation using a reference method
- Non-volatile memory saves data and settings

Logging

- Data log collection of at least 1,000,000 data points (with time and date stamp)
- Logging types: manual, automatic, autohold
- Sample ID for manual and Autohold data

Connectivity features & services


- Transfer logged data to a USB thumb drive
- Log files that include measurements and calibration data (as .csv file)
- FTP and email for log export via Ethernet and Wi-Fi connection
- USB type A for USB stick, keyboard, and printer
- USB type C for USB stick and PC connection

Help section for meter guidance

- Video support presentation of main functionalities



Front Panel Features



1. Capacitive touch screen with multi-touch support

The benchtop unit has a 7-inch color display with 800 x 480p resolution. The capacitive, multi-touch screen supports video playback and data plotting.

2. Back key

3. Home key

4. System Menu key

This key will enter the system menu where User Accounts, System Settings, and Logging can be configured. The Help menu is also accessed on the system menu screen.

5. Stability indicator

6. Current date

7. Current time

8. Main reading

9. Probe icon

10. Calibration information: Electrode condition, Offset, Slope, Date and Time

11. Buffer trays

12. Temp. reading

13. Measurement setup menu

Opens sensor setup parameters.

14. User name (default shown)

15. Direct/Autohold readings

When Direct/Autohold is selected, measurement reading is held on display when measurement stability is reached. This option removes the subjective nature of stability as a measurement that has not reached equilibrium will not be used.

When not selected, sample measurements are displayed continuously.

16. Logging space availability

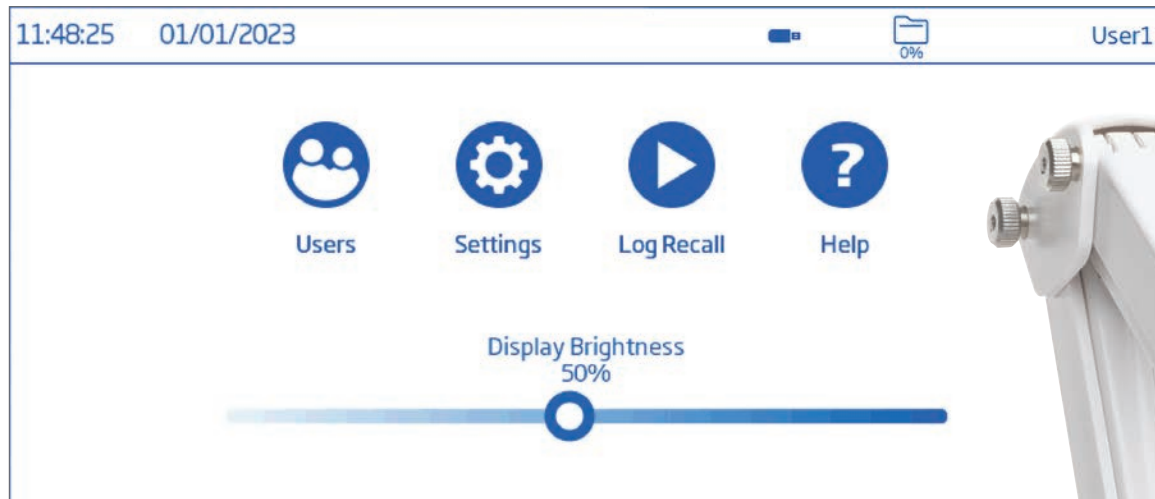
17. Logging start

18. USB connection status

19. Peripheral connection status

20. Wireless network connection status

System Menu



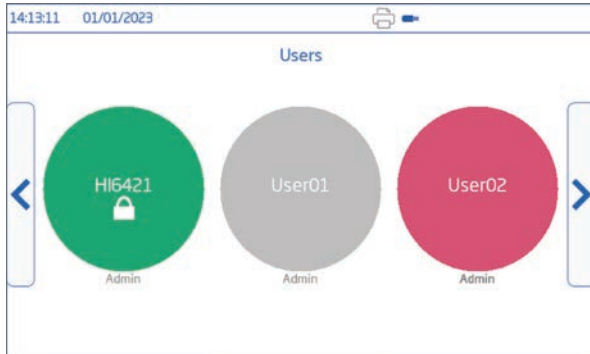
System menu overview

Through the System Menu (☰), control user accessibility, system and connectivity configuration, access logged data and video-supported help.

- Add and delete user accounts through Users (👤).
- Access Network Connectivity, System and Info tabs through Settings (⚙️).
- Log Recall (▶️) recalls stored log sessions (Automatic continuous logging, Manual, or Autohold).
- Help (❓) guides users with video-supported help.

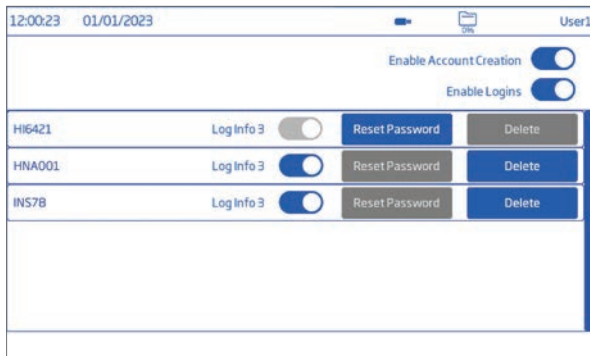


Users



Custom Users

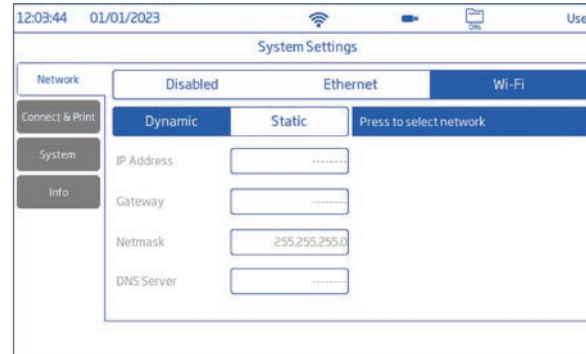
New administrator or standard user accounts can be created. Standard accounts can be configured for specific accessibility.



User Account Management

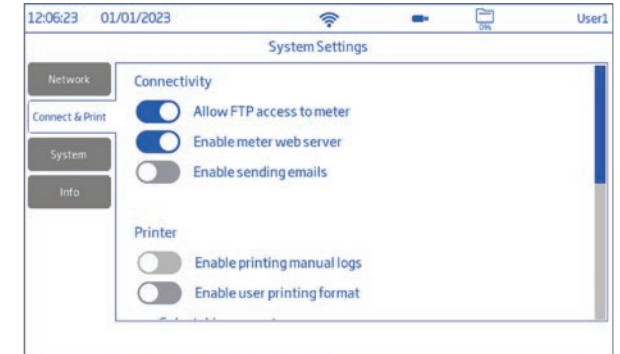
Administrators can create and manage accounts from the Account Management Screen.

Settings



Network Screen

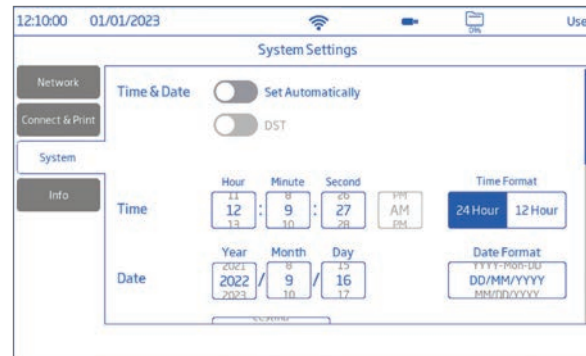
Determine how measurement logs are shared through network settings. Users can select network to be connected via Ethernet or Wi-Fi, or Disabled.



Connect and Print Screen

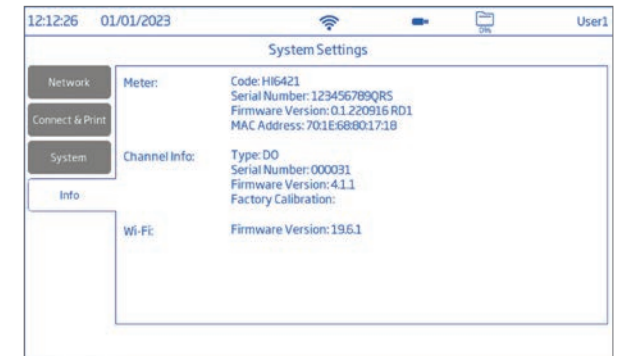
Activate connectivity options to allow the meter to connect to other devices.

- FTP access to meter, permits log file transfer to a FTP site and to connect the meter FTP server to a client for log download.
- Meter web server, permits log file download to a web client.
- Sending emails, permits log files to be transferred by email.



System Screen

The system screen enables users to configure options such as: Time, Date, Language, Meter ID, Decimal Separator, Backlight Saver, Audible signals, Startup Tutorial, and Factory Settings restore.



Info Screen

Displays information on meter, channel serial number, and Wi-Fi firmware version.



Log Recall

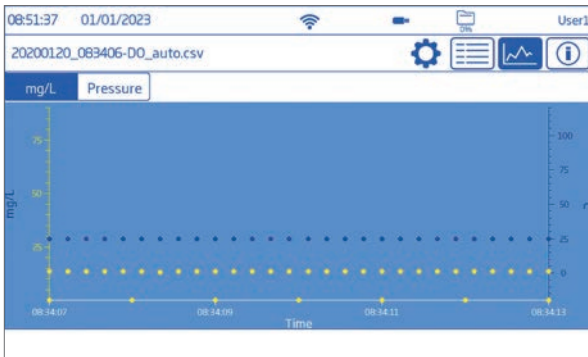
Name	Parameter	Start/Stop	Share To
20220916_121743-DO_auto.csv	Dissolved Oxygen	12:17:43 16/09/2022 12:18:06 16/09/2022	USB-A
20220916_121809-DO_auto.csv	Dissolved Oxygen	12:18:10 16/09/2022 12:18:41 16/09/2022	Cancel
20220916_121901-DO_auto.csv	Dissolved Oxygen	12:19:01 16/09/2022 12:19:44 16/09/2022	44
20220916_122008-DO_auto.csv	Dissolved Oxygen	12:20:08 16/09/2022 12:20:46 16/09/2022	39
20220916_122546-DO_auto.csv	Dissolved Oxygen	12:25:46 16/09/2022 12:26:14 16/09/2022	29
20220916_123021-DO_auto.csv	Dissolved Oxygen	12:30:21 16/09/2022 12:31:07 16/09/2022	47
		12:32:22 16/09/2022	

Log History and Sharing

The item allows users access and management (selection, deletion, and sharing) of measurement data. Only the user who generated the data has access to the logs created by that user.

Data can be viewed tabulated (complete with date, time, and notes), or plotted (as graph).

Log files can be shared via USB, FTP, web server and email.



Graph View

Sample ID	Date	Time	% Sat	mmHg	Notes
?	16/12/2022	12:17:43	0.000	0.0	X *Factory calibration expire [more]
?	16/12/2022	12:17:44	0.000	0.0	X *Factory calibration expire [more]
?	16/12/2022	12:17:45	0.000	0.0	X *Factory calibration expire [more]
?	16/12/2022	12:17:46	0.000	0.0	X *Factory calibration expire [more]
?	16/12/2022	12:17:47	0.000	0.0	X *Factory calibration expire [more]
?	16/12/2022	12:17:48	0.000	0.0	X *Factory calibration expire [more]
?	16/12/2022	12:17:49	0.000	0.0	X *Factory calibration expire [more]
?	16/12/2022	12:17:50	0.000	0.0	X *Factory calibration expire [more]
?	16/12/2022	12:17:51	0.000	0.0	X *Factory calibration expire [more]
?	16/12/2022	12:17:52	0.000	0.0	X *Factory calibration expire [more]

Table View

Instrument Name	HI6421-ID1
ID	HI6421
Serial Number	123456789QRS
Firmware Version	0.1.220916 RD1
INTERFACE INFO	
Module Type	DO
Module Serial Number	000031
Module Firmware	4.1.1
GLP DATA	
Calibration point 1: 0%	
Date/Time	16/09/2022 11:54:21

Log Detail

Tapping the information icon displays log details such as user and profile name, instrument name and serial number, channel, lot information, as well as GLP data.



Help

On-board Help

The HELP menu supports users with a brief overview of the system's main functionalities through text and video tutorials.



Measurement Setup Configuration

Calibration

Customize calibration options such as Last Calibration, Automatic or Manual calibration, and Daily or Periodic Calibration Reminder.

Reading

Customize measurement options such as Stability Criteria, Parameter, Units, Pressure Source, Pressure Unit.

Temperature

Customize temperature options such as Automatic or manual temperature Source, °C, °F, or K temperature Unit, Manual Temperature input, or clear last temperature calibration.

Alarm configuration

Alarm configuration allows users to set the high and low threshold limits for the measured parameters. When the parameter is enabled and the the measurement exceeds the high-limit value or drops below the low-limit value, the alarm is triggered and will appear on the message banner along with an audible alarm (if Alarm Beeppers is enabled).

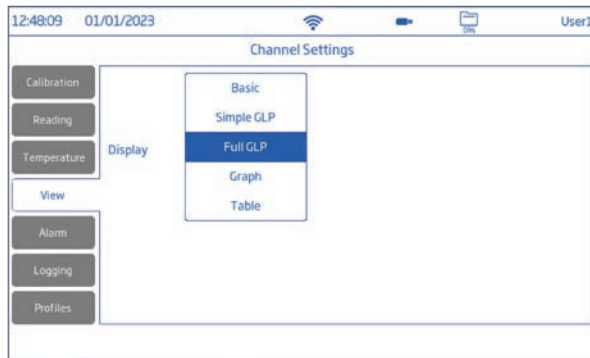
Logging

Logging Type (automatic, manual or autohold), Sampling Period (Automatic), Logging Resolution, File Name (with Manual type selected), Log Note and Info, Sample ID (Increment or Manual) can be configured under this option menu.

Profiles

A profile is a sensor setup complete with required measurement unit, temperature unit, display preference, and alarm threshold options. Once saved the profile can be loaded for applications that require similar configurations.

Views



View Configuration

Select the preferred display from the view screen. Option to select between: Basic, Simple GLP, Full GLP, Graph, Table.



Basic View

Basic screen displays the measured value, measurement unit as well as temperature source.



Simple GLP View

In addition to data displayed when Basic option is selected, screen also displays: last calibration date and time and offset value.



Full GLP View

In addition to data displayed when Simple GLP option is selected, screen also displays: electrode symbol, used buffers trays together with calibration date and time.



Graph View

When Graph is selected, the measured value is plotted as a graph.

ppm	mmHg	T(°C)	Time	Date	Notes
8.1	760.0	25.0	12:42:41	16/12/2022	
8.1	760.0	25.0	12:42:40	16/12/2022	
8.1	760.0	25.0	12:42:39	16/12/2022	
8.1	760.0	25.0	12:42:38	16/12/2022	
8.1	760.0	25.0	12:42:37	16/12/2022	
8.1	760.0	25.0	12:42:36	16/12/2022	
8.1	760.0	25.0	12:42:35	16/12/2022	
8.7	760.0	25.0	12:42:34	16/12/2022	
8.7	760.0	25.0	12:42:33	16/12/2022	
8.7	760.0	25.0	12:42:32	16/12/2022	
8.7	760.0	25.0	12:42:31	16/12/2022	

Table


When Table is selected, the measured values are displayed tabulated (complete with date, time, and notes made during logging). The newest data is displayed on the top of the table.



Electrode Holder

HI6421 and HI6421P is supplied with an electrode holder featuring a flexible arm. The holder can be mounted on either side quickly and provides secure support for electrodes while taking measurements in sample containers.

Rear Ports



- Input for USB-C flash or PC cable
- Input for USB-A flash (x2) or keyboard
- Power button
- Input for power cable
- Peripherals port
- Ethernet port
- Dissolved Oxygen probe connection port

Specifications

HI6421 • HI6421P

DO (HI7641133 Optical probe)	Range	0.00 to 50.00 mg/L (ppm) concentration; 0.0 to 500.0 % saturation
	Resolution	0.01 mg/L (ppm); 0.1 % saturation
	Accuracy	from 0.00 to 20.00 mg/L (ppm) 1.5 % of reading or ± 0.01 mg/L (ppm), whichever is greater from 20.00 to 50.00 mg/L (ppm) ± 5 % of reading from 0.0 to 200.0 % saturation ± 1.5 % of reading or ± 0.1 %, whichever is greater from 200.0 to 500.0 % saturation ± 5 % of reading
DO (HI764833 Polarographic probe)	Range	0.00 to 90.00 mg/L (ppm) concentration; 0.0 to 600.0 % saturation
	Resolution	0.01 mg/L (ppm); 0.1 % saturation
	Accuracy	± 1.5 % of reading ± 1 , least significant digit
Barometric Pressure	Range	450 to 850 mmHg; 600 to 1133 mBar; 60 to 133 kPa; 17 to 33 inHg; 8.7 to 16.4 psi; 0.592 to 1.118 atm
	Resolution	1 mmHg; 1 mBar; 1 kPa; 1 inHg; 0.1 psi; 0.001 atm
	Accuracy	± 3 mmHg within ± 15 % from the calibration point ± 3 mmHg ± 1 least significant digit
Temperature	Range	-20.0 to 120.0 °C -4.0 to 248.0 °F 253.0 to 393.0 K
	Resolution	0.1 °C; 0.1 °F; 0.1 K
	Accuracy	± 0.2 °C; ± 0.4 °F; ± 0.2 K
DO Calibration	Points	DO optical: One or two points automatic calibration at 100% (8.26 mg/L) and 0% (0 mg/L). Single point manual using a value entered by the user in % saturation or mg/L. DO polarographic: Automatic-two points / User standard-single point
	Standards	0 and 100% saturation
	Reminder	Disabled Daily: 0 min. to 23 hours and 59 min. Periodic: 1 min. to 500 days, 23 hours and 59 min.
	Temperature Compensation	Automatic or Manual
Salinity Compensation (Optical DO only)		Automatic from 0 to 70 PSU (manually set) 0.0 to 70.0 % / 0.0 to 45.0 g/L / 0.0 to 42.0 psu
Reading	Modes	Direct Direct/Autohold
	Stability criteria	Accurate Medium Fast
	Isopotential	7.000 or 4.010
	Sampling rate	1000 ms
DO Views	Basic	Measurement (DO, Temperature) Stability status
	Simple GLP	Basic view information Last calibration date, offset, average slope
	Full GLP	Simple GLP information and calibration point details
	Table	Measurements updated every second are displayed in table
	Graph (Plot)	Measurement versus time graph can be panned or zoomed (pinch-to-zoom technology)

Logging	Type	Automatic, Manual, Autohold
	Number of records	50 000 maximum per file Stores at least 1 000 000 data points per user
	Automatic interval	1, 2, 5, 10, 30 seconds 1, 2, 5, 10, 15, 30, 60, 120, 150, 180 minutes
	Sample ID	Incremental mode
	Export option	.csv file format
Users		Up to 9 users and the default administrator account
Connectivity	USB-A	2 ports for keyboard input or USB thumb drive
	USB-C	1 port for PC connectivity and USB-C type thumb drive
	Wi-Fi & Ethernet	FTP Web server Log transfer and download Email
	RS232	Connecting peripherals
Power supply		DC adapter 100-240AC to 24VDC 2.5A
Environment		0 - 50 °C / 32 - 122 °F / 273 - 323 K maximum 95% RH non-condensing
Dimensions		205 x 160 x 77 mm (8.0 x 6.2 x 3.0")
Weight		Approximately 1.2 kg (26.5 lbs.)
Ordering Information		HI6421 is supplied with HI7641133 optical dissolved oxygen probe (opdo®); HI764060 electrode holder; capillary pipette; 24 VDC power adapter; USB-C to USB-A cable; probe quality certificate; quick reference guide with instrument quality certificate. HI6421P is supplied with HI764833 polarographic probe; HI764060 electrode holder; capillary pipette; 24 VDC power adapter; USB-C to USB-A cable; probe quality certificate; quick reference guide with instrument quality certificate.

HI6421 Accessories:



HI7641133 optical dissolved oxygen probe (opdo®)



HI7641133-1 Smart cap with o-ring



HI7641133-3 Stainless steel protective shield



HI7641133-2 Calibration/storage vessel

HI6421P Accessories:



HI764833 polarographic dissolved oxygen probe



HI7041S refilling electrolyte solution, 30 mL



HI7041M refilling electrolyte solution, 230 mL
HI7041L refilling electrolyte solution, 500 mL



WolfLabs

Pricing on any accessories shown can be found by keying the part number into the search box on our website.

The specifications listed in this brochure are subject to change by the manufacturer and therefore cannot be guaranteed to be correct. If there are aspects of the specification that must be guaranteed, please provide these to our sales team so that details can be confirmed.

www.wolflabs.co.uk

Tel : 01759 301142

Fax : 01759 301143

sales@wolflabs.co.uk

Please contact us if this literature doesn't answer all your questions.